










	SÜRGÜLÜ VANALAR		11/2	2	21/2	3	4	5	6	8	10	12	14	16
			DN 40	DN 50	DN 65	DN 80	DN 100	DN 125	DN 150	DN 200	DN 250	DN 300	DN 350	DN 400
	T-1320 PN10 Sürgülü Vana DN 3216 Pik Döküm (GG-25) TS-457/1		730	782	970	1.183	1.647	2.196	2.623	6.993	9.426	12.046	20.195	28.360
	T-1430 PN16 Elestomer Sittli 3216 Sürgülü Vana (GG-25) TS-457/1		637	683	854	1.200	1.338	1.762	2.098	4.707	7.913	10.897	16.609	24.832
	T-1445 PN16 Sürgülü Vana DN 3225 Pik Döküm Elastomer Sittli TS-457/1.a		1.004	1.012	1.246	1.525	1.495	2.134	3.597	5.853	10.840	15.448		



	KÜRESEL VANALAR		1/2	3/4	1	11/4	11/2	2	21/2	3	4	5	6	8
			DN 15	DN 20	DN 25	DN 32	DN 40	DN 50	DN 65	DN 80	DN 100	DN 125	DN 150	DN 200
	T-0510 PN 6 Küresel Vana Tam Geç. Flanşlı, Pik Dök. (GG-25)						405	496	628	1.012	1.438			
	T-0520 PN 10 Küresel Vana Tam Geç. Flanşlı, Pik Dök. (GG-25)		374	376	394	440	427	517	655	1.005	1.423	2.586	4.470	6.919
	T-0530 PN 16 Küresel Vana Tam Geç. Flanşlı, Pik Dök. (GG-25)		423	446	485	606	679	809	1.125	1.464	2.180	3.488	6.232	10.896
	T-0560 PN 16 Küresel Vana Tam Geç. Dişli / Pik Döküm (GG-25)		291	255	297	447	502	627	899					



	DOĞALGAZ VANALARI		1/2	3/4	1	11/4	11/2	2	21/2	3	4	5	6	8
			DN 15	DN 20	DN 25	DN 32	DN 40	DN 50	DN 65	DN 80	DN 100	DN 125	DN 150	DN 200
	T-0710 MOP5-20 K. Vana Tam Geç. Flanşlı, Sfero Dök. (GGG-40.3)								1.226	1.521	2.184	3.830	6.661	12.618



	WAFER TİP KELEBEK VANALAR		11/2	2	21/2	3	4	5	6	8	10	12	14	16
			DN 40	DN 50	DN 65	DN 80	DN 100	DN 125	DN 150	DN 200	DN 250	DN 300	DN 350	DN 400
	T-0910 Wafer Tip Nikel Klepeli EPDM / NBR (USD)		49	54	58	62	83	116	127	200	379	610	922	1.384
	T-0930 Wafer Tip Paslanmaz Klepeli EPDM / NBR (USD)		65	66	73	81	108	151	165	291	603	783	1.310	2.109



	LUG TİP KELEBEK VANALAR		11/2	2	21/2	3	4	5	6	8	10	12	14	16
			DN 40	DN 50	DN 65	DN 80	DN 100	DN 125	DN 150	DN 200	DN 250	DN 300	DN 350	DN 400
	T-1010 Lug Tip Nikel Klepeli EPDM / NBR (USD)		53	59	61	72	96	131	140	260	462	701	1.298	1.729
	T-1030 Lug Tip Paslanmaz Klepeli EPDM / NBR (USD)		71	77	80	94	125	169	195	347	701	1.165	1.611	2.577

	BUHAR VANALARI		1/2	3/4	1	11/4	11/2	2	21/2	3	4	5	6	8
			DN 15	DN 20	DN 25	DN 32	DN 40	DN 50	DN 65	DN 80	DN 100	DN 125	DN 150	DN 200
	T-0110 Glob Vana PN 16 Flanşlı, Pik Döküm (GG-25)		542	565	641	772	849	1.072	1.345	1.706	2.110	3.677	6.695	11.263
	T-0160 Metal körüklü Vana PN-16 Flanşlı, çelik döküm (USD)		156	165	179	226	275	319	418	509	740	1.091	1.524	2.914

	YAYLI ÇEK VANALAR		1/2	3/4	1	11/4	11/2	2	21/2	3	4	5	6	8
			DN 15	DN 20	DN 25	DN 32	DN 40	DN 50	DN 65	DN 80	DN 100	DN 125	DN 150	DN 200
	T-0250 Yaylı Çek Vana PN 16 Flanşlı, Pik Döküm (GG-25)		382	412	457	551	670	908	1.031	1.272	1.697	2.844	5.254	8.048

	PİSLİK TUTUCULAR		1/2	3/4	1	11/4	11/2	2	21/2	3	4	5	6	8
			DN 15	DN 20	DN 25	DN 32	DN 40	DN 50	DN 65	DN 80	DN 100	DN 125	DN 150	DN 200
	T-0820 Y Tipi Pislik Tutucu PN16 Flanşlı, Pik Döküm (GG-25)		204	222	246	302	354	485	658	853	1.194	1.887	2.968	5.109

	LUG KÜRESEL VANA		21/2	3	4	5	6	8						
			DN 65	DN 80	DN 100	DN 125	DN 150	DN 200	DN 250	DN 300	DN 350	DN 400	DN 450	DN 500
	CDY-1030 Lug Küresel Vana PN16 Sfero Döküm (GG-25)		594	883	1.252	2.107	3.547	5.769						

	LUG PİSLİK TUTUCU		21/2	3	4	5	6	8	10	12	14	16	18	20
			DN 65	DN 80	DN 100	DN 125	DN 150	DN 200	DN 250	DN 300	DN 350	DN 400	DN 450	DN 500
	CVT-1010 Lug Pislik Tutucu PN16 Sfero Döküm		420	498	599	1.059	1.445	2.706	4.748	6.270	8.759	10.622		